

Consumer Activity Planning



What are we going to cover today?

- Explanation of *why* we are training on this subject
- Complete individual and group activities about “activity planning”
- Learn about the “Activity Documentation Form”
- Share what we’ve learned and ask questions

Why are we talking about activity planning?

- Imagine consumers identified activity planning as important and an underserved part of our service in the 2008 consumer survey
- People often get stuck in ruts
- Many of our consumers are lonely and bored
- Staff and Consumers often don't know what to actually *do* to get an activity going
- To build a usable resource at Imagine to help with activity planning (more on this later)




Imagine



Imagine

Individual activity #1



“Top 10 Favorite Activities”



Imagine



Imagine



Imagine



Imagine

Individual activity #2



“Skills Inventory Survey”




Imagine



Imagine

Activity Documentation Form





Activity Documentation

Description:

Approximate time required for this activity:

Locations (please include exact address and phone number if appropriate):

Cost:

Required Planning/Materials:

Directions? How do we get there? (Include forms of transportation if applicable)

What did the consumer enjoy?


What would be done differently next time?

Activity Planning Exercise

Starting your activity:

1. Identify one person to read your case scenario, find one person to record your group information on the Activities Form we just reviewed, identify two people to present your findings and then *utilize the resources provided to you*. HAVE FUN and BE CREATIVE!
2. You have 15 minutes to develop an activity and flush out the details—MAKE A PLAN – Use the Form!
3. Present to the larger group your case and what activity you developed.
**Would this work with your consumer? Would they enjoy it?

Activity Planning Resource Binder



Resources Cheat Sheet!